















LEGEND

-  Front Drive
-  Rear Drive
-  Suggested House Width (in feet)
-  Roof Leader Connections to Storm Service (If Applicable)
-  Special Treatment to Side/Rear Elevation Required
-  Garage / Driveway Location
-  Light Standard
-  Fire Hydrant
-  Transformer
-  Proposed Tree Locations (Subject to Change)
-  Chain Link Fence
-  Phase Boundary

June 2021